

It's SHORE Important!

DEVELOPED BY
THE MINNESOTA NATURAL SHORELINE PARTNERSHIP

Design your shoreline!

Select 3 Cards for the Upland Zone

1. Building
2. Path
3. Landscaping


Select 3 Cards for the Shoreline Zone

1. Trees
2. Buffer
3. Water Access

Select 6 Cards for the Aquatic Zone

Choose what you want
in the lake!

Flip over your cards to add up
your score




Natural Path



Stone path



Pavement



Rain Garden



Mixed Lawn



Lawn



Pavement

Hard surfaces can cause flooding

-1

Stone path

Absorbs some flooding

+1

Natural Path

Reduces flooding and pollution

+2

Lawn

Needs lots of water & adds pollution

-3

Mixed Lawn

Filters some pollution

+1

Rain Garden

Captures & filters pollution

+3



Trailer/Tent

Natural Buffer



Cabin

Joint Planting



House

Rip Rap



Natural Buffer

Resilient to erosion, flooding, & pollution.

+5

Joint Planting

A starting step to restore the shore!

+1

Rip Rap

High maintenance & no pollution control

-2

Trailer/Tent

Only a temporary impact on the lake

+2

Cabin

Easy to manage impacts to the lake


+1

House

Large roofs & driveways create
pollution & flooding

-1

Dock+Plants



Dock



Beach



Forest



Shady Patch



Single Tree



Beach

Helps erosion & adds sediment



Dock

Disrupts habitat



Dock+Plants

Minimizes disruption to wildlife habitat



Single Tree

Lacks wildlife habitat



Shady Patch

More trees would offer more benefits.



Forest


Provides shade & habitat



Downed Wood




Secchi Disk




Sandy Lakebed



Wild Rice



Bulrushes



Pondweeds



Sandy Lakebed

Removes plants that filter water

-1*

Becomes **-2 WITH**
Pavement

Secchi Disk

A tool used to measure water clarity

+1*

Becomes **+2 WITH**
Rain Garden

Downed Wood

Supports a healthy aquatic ecosystem.

+2*

Becomes **+3 WITH**
Forest

Pondweeds

Provides shelter for fish.

+1*

Becomes **+2 WITH**
Bulrushes & Wild rice

Bulrushes

Reduces erosion by absorbing waves

+2*

Becomes **+3 WITH**
Wild rice & Pondweeds

Wild Rice

Provides crucial habitat and food

+3*

Becomes **+4 WITH**
Bulrushes & Pondweeds


Rex The Family Dog



Jet Ski



Purple Loosestrife



Loon Family



Frog



Turtle



Purple Loosestrife

This is an INVASIVE SPECIES!

-2

**ADD -3 WITH
Sandy Beach**

JetSki

Use off-shore to prevent damage

-1*

**Becomes -2 WITH
Rip Rap**

Rex The Family Dog

Keep pet waste out of the lake!

-1*

**Becomes -2 WITH
Single Tree**

Turtle

Turtles need calm & clear shorelines

+5*

**ONLY COUNT with
Natural Path**

Frog

Frogs need floating plants.

+5*

**ONLY COUNT with
Dock + Plants**

Loon Family

Loons need natural shorelines to nest

+5*

**ONLY COUNT with
Natural Buffer**